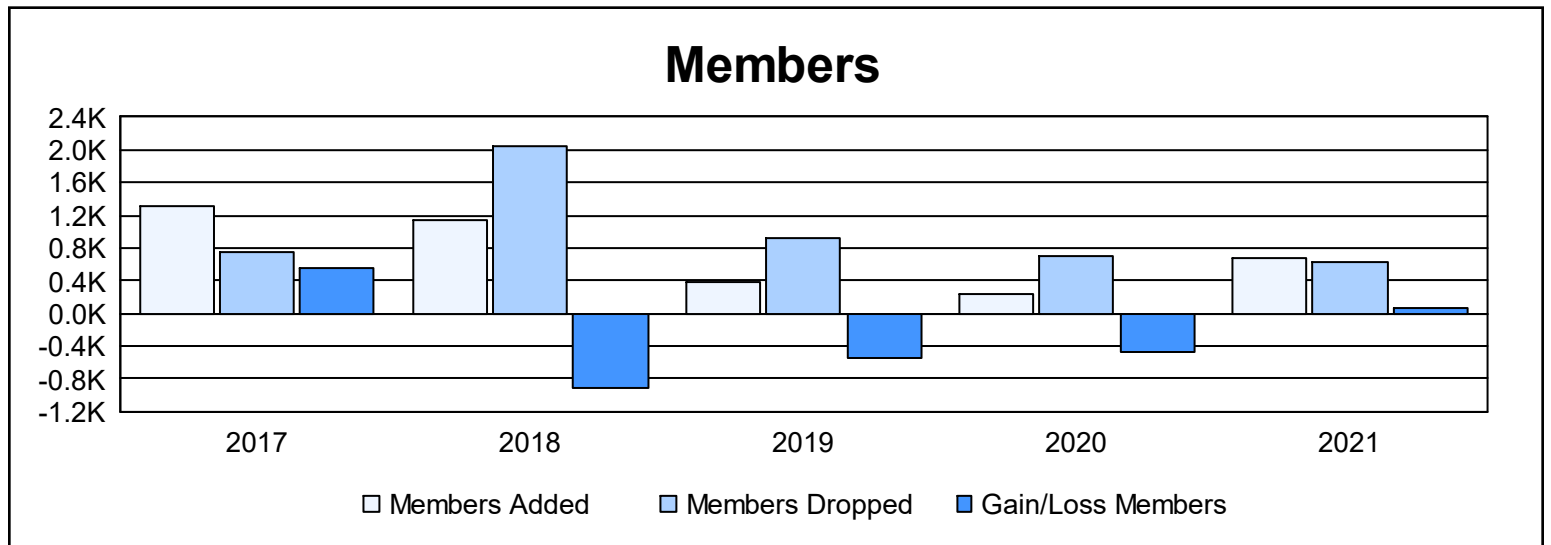
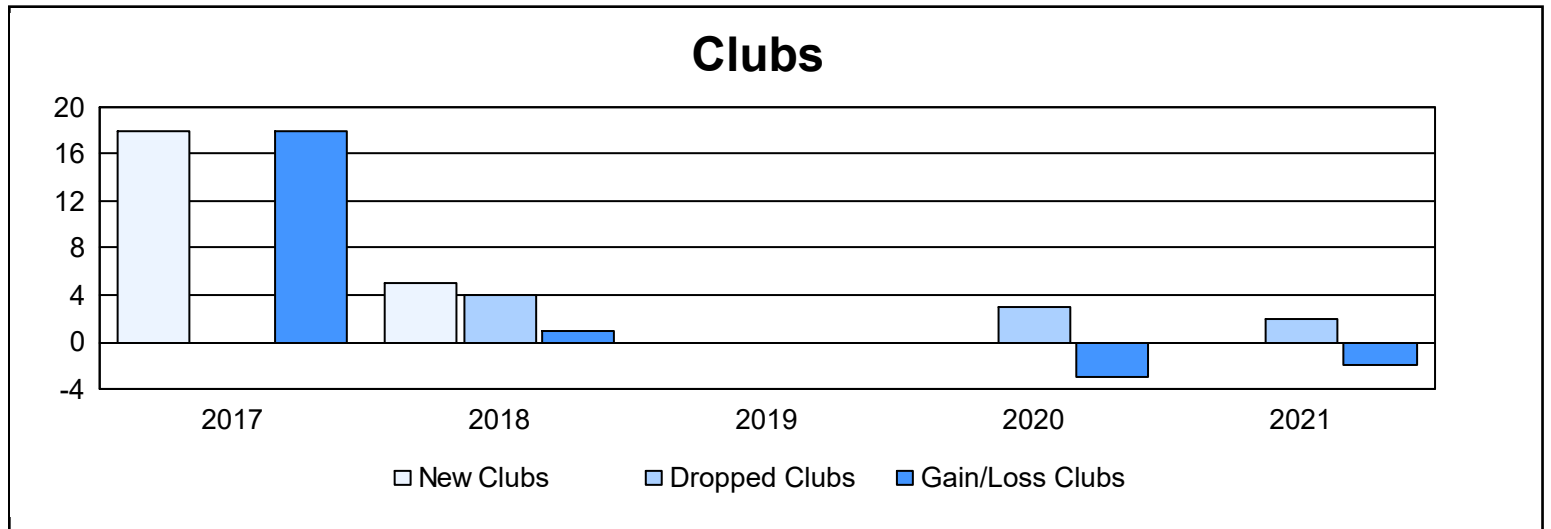
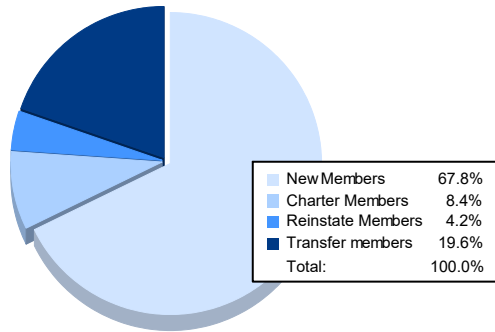


| Year | New Clubs | Dropped Clubs | Gain/ Loss Clubs | New Members | Charter Members | Reinstate Members | Transfer Members | Total Member Added | Total Members Dropped | Gain/ Loss Members |
|----------------|-----------|---------------|------------------|-------------|-----------------|-------------------|------------------|--------------------|-----------------------|--------------------|
| 2016-2017 | 18 | 0 | 18 | 672 | 562 | 43 | 23 | 1,300 | 754 | 546 |
| 2017-2018 | 5 | 4 | 1 | 510 | 377 | 208 | 35 | 1,130 | 2,038 | -908 |
| 2018-2019 | 0 | 0 | 0 | 192 | 70 | 63 | 52 | 377 | 919 | -542 |
| 2019-2020 | 0 | 3 | -3 | 0 | 106 | 65 | 63 | 234 | 694 | -460 |
| 2020-2021 | 0 | 2 | -2 | 467 | 58 | 29 | 135 | 689 | 621 | 68 |
| Average | 5 | 2 | 3 | 368 | 235 | 82 | 62 | 746 | 1,005 | -259 |



Membership Composition June 2021 Cumulative



Gender Composition June 2021 Cumulative

